

**SRA**

Program Overview

Early  
Interventions  
in

# Reading

**Transform  
Struggling Readers:**

- Prevent Failure
- Promote Literacy
- Promise Success



For students in grades K-3

# Turn struggling students into confident, skilled, passionate learners

SRA *Early Interventions in Reading* meets the supplemental, or Tier 2, intervention needs of students. With the three-tiered instructional approach, you can effectively address essential reading skills for students who need to make adequate progress with their core reading programs.

Make grade-level progress in just 1 year!

99 percent of at-risk students who used SRA *Early Interventions in Reading* for 1 year were no longer at risk to fail reading.

## Prevent Failure with Early Intervention



- ✓ Critical content with consistent routines
- ✓ Intensive support for early learners
- ✓ Placement tests and daily progress
- ✓ Frequent assessment to ensure appropriate pacing

## Promote Literacy and Meet the Common Core

- ✓ Oral language and Vocabulary Development
- ✓ Phonological and Phonemic Awareness
- ✓ Letter-Sound Combination
- ✓ Concepts of Print
- ✓ Word Recognition and Spelling
- ✓ Fluency
- ✓ Vocabulary
- ✓ Comprehension Strategies

## Promise Success with Proven, Proactive Instruction

- ✓ Prescribed, classroom-tested lesson plans and routines
- ✓ Scaffolding that ensures student understanding
- ✓ Teacher modeling of new concepts
- ✓ Ample guided practice with timely feedback





**SRA**  
 2 Inform

# Catch them before they fail

## with proven SRA Early Interventions in Reading

Research shows that children who have difficulty learning to read tend to fall behind their peers. You can prevent reading problems for at-risk students with early intervention support.

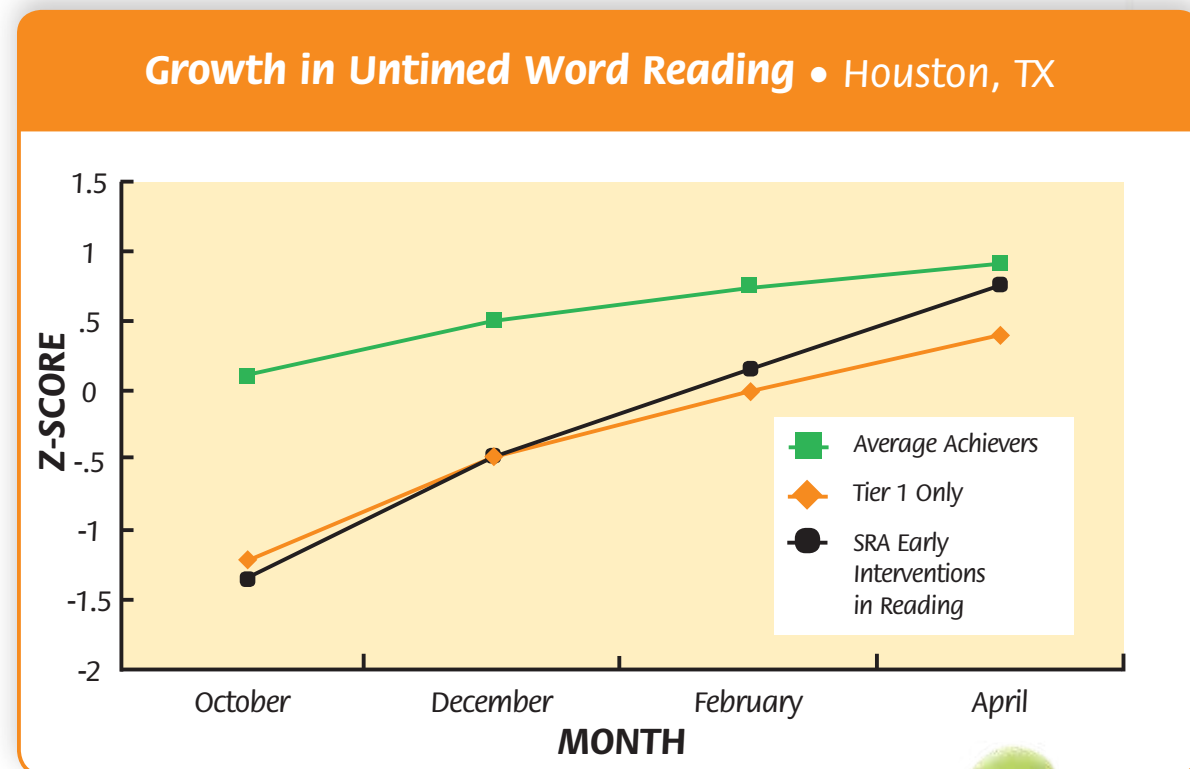
### When at-risk students used SRA Early Interventions in Reading...

- **99 percent** were no longer at risk to fail reading after 1 year.
- Reading skills were positively affected.
- The gap between average performers and struggling readers was closed.
- Students sustained a higher level of achievement into Grades 2 and 3.

### Comprehensive assessment to ensure adequate student progress

SRA Early Interventions in Reading makes it easy for you to make placement decisions and monitor your students' progress. You get everything you need to assess and place your students in the program, including:

- ✓ A Screening Tool
- ✓ A Placement Test
- ✓ Ongoing Assessment



**Placement Test, Level 2**  
 Section 1  
 proceed spoil dawning  
 caught window

What color are your eyes? Are they blue? Are they brown? What about your hair? Is it light or dark? Many children have eyes and hair like yours. And many are as tall as you. A few have noses or hands like yours.

**Placement and Assessment Guide**  
 Lessons 1-10  
 Part 1  
 ee oy cy ew oi  
 Part 2  
 headlight hundred boiling

**Remediation**  
 (Before starting Lesson 11, review any letter-sounds or words students had trouble with on Assessment 1. Write on the trouble board the items students missed, marker board the items students missed. Using the sound-by-sound strategy, review the letter-sounds and words with students.)

Errors include:  
 • Omissions  
 • Insertions  
 • Mispronunciations not caused by a speech defect (for example, house instead of home or leaving off inflection endings -s, -ed, and -ing)  
 • Words requiring more than 4 seconds

Students using SRA Early Interventions in Reading made substantial growth to close the gap with average readers.

# Take a Closer Look at early reading intervention

SRA *Early Interventions in Reading* goes beyond other supplemental programs to provide intensive support that:

- ✓ Significantly increases the number of students performing at grade level.
- ✓ Brings the majority of at-risk students to national averages.
- ✓ Produces results that are long lasting.



3  
2  
1

## TIER 2: For students at risk who require additional support.

- High-efficiency, rapid response
- Systematic, strategic, and specialized research-based intervention
- Small-group, differentiated instruction
- At least 30 minutes per day in addition to core instruction



	Focus of Instruction	At the end of the level, students can:
<b>Level K</b> Students master skills with integrated content strands that target big ideas and extensive cumulative review.	<ul style="list-style-type: none"> <li>• Oral language and vocabulary development</li> <li>• Listening comprehension</li> <li>• Phonological and phonemic awareness</li> <li>• Concepts of print</li> <li>• Letter names</li> <li>• Letter-sound correspondences</li> <li>• Word recognition</li> </ul>	<ul style="list-style-type: none"> <li>• Print upper- and lowercase letters</li> <li>• Draw on knowledge of sound-letter relationships to build and sound out simple words</li> <li>• Recognize ten common high-frequency words</li> <li>• Engage in group reading activities with prompting and support</li> </ul>
<b>Level 1</b> Students learn new concepts in "small doses" with opportunities to practice and gain mastery.	<ul style="list-style-type: none"> <li>• Phonemic awareness</li> <li>• Letter-sound correspondences</li> <li>• Final -e and common vowel team conventions</li> <li>• Two-syllable words</li> <li>• Spelling-sound correspondences for sounds with multiple spellings</li> <li>• Word recognition</li> <li>• Vocabulary development</li> <li>• Oral reading fluency</li> <li>• Comprehension of written text</li> </ul>	<ul style="list-style-type: none"> <li>• Read and spell words representing all six syllable types</li> <li>• Read irregularly spelled words</li> <li>• Attain normal fluency levels of 60 words per minute on end-of-first-grade text</li> <li>• Apply comprehension strategies with an emphasis on sequencing, story retell, story grammar, and main idea</li> </ul>
<b>Level 2</b> Students build letter and word knowledge as they apply comprehension strategies in science and social studies.	<ul style="list-style-type: none"> <li>• Spelling-sound correspondences for long and short vowels, and common vowel teams</li> <li>• Prefixes, suffixes, and common word parts</li> <li>• Multisyllabic words</li> <li>• Vocabulary and background knowledge development</li> <li>• Oral reading fluency</li> <li>• Comprehension of written text</li> </ul>	<ul style="list-style-type: none"> <li>• Use frequently occurring inflections and affixes as clues to word meaning</li> <li>• Use chunking strategies to read multisyllabic words</li> <li>• Use context to determine word meaning</li> <li>• Attain normal fluency levels of 99 words per minute of end-of second grade text</li> <li>• Apply advanced comprehension strategies to science and social studies text</li> </ul>
	<b>Level 2 Comprehension Strategies:</b> Background knowledge Compare/Contrast Content webs and graphic organizers Main idea Making inferences	Paragraph shrinking Story grammar, prediction, and retelling Visualization What I Know - What I Learned Summarization

## Student Materials




### Stop and Go Game Set

Practice phonemic awareness with fun game (Level K)


### Activity Books

Provide skill development and related practice for every lesson (All Levels)



### Student Edition

Use fiction and nonfiction selections to introduce big ideas, themes, and comprehension strategies (Level 2)



### Story Time Readers

Build fluency and comprehension with short, decodable stories (Level 1)


### Challenge Stories

Reinforce reading accuracy and speed with take-home stories (Level 1)



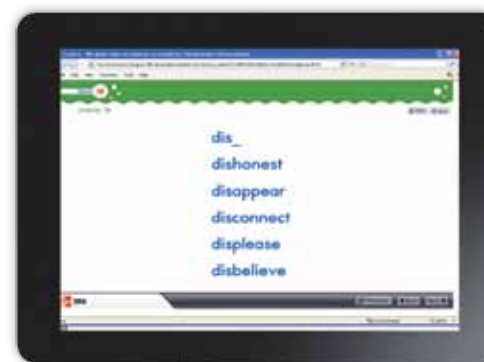
### Chapter Books

Develop science and social studies concepts with high-interest text and related vocabulary (Level 2)



## Technology

Integrate Technology into your classroom!  
Easy-to-use online teacher tools powered by ConnectED



### Interactive Teacher Tools

- Show concepts and skills with interactive games, graphic organizers, and more
- Provide vocabulary practice with word and content webs
- Monitor understanding with T-charts
- Play games with dynamic sequence and grammar charts



### Board Displays

- Instantly display instructional letters, words, and sentences
- Help students follow lesson routines

### Digital Assessment Checks and Progress Monitoring Records

- Instantly input daily student mastery checks by lesson and activity
- Monitor and track periodic progress by group and individual student



## Teacher Materials



### Picture Magnets

Manipulate images and words to sequence stories, learn sounds and build sentences (Level K)



### Story Time Readers Blackline Masters

Provide reading practice for stories in program (Level 1)



### Read-Aloud Book

Read poems, fiction, and nonfiction to students (Level K)




### Building Background Book and Videos

Help students visualize concepts and vocabulary with short, theme-based videos and nonfiction photographs (Level 2)



### Pictures for Language and Literacy Support

Support vocabulary visually with nonfiction photographs (Levels K-1)



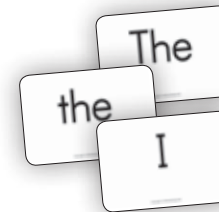
### Teacher's Edition

Help students master skills with sequenced, teacher-directed instruction (All Levels)



### Letter/Sound Cards

Teach and differentiate letter sounds through illustrations and poems-project, zoom, and highlight on your whiteboard (All Levels)



### Tricky Word Cards

Offer easy ways to teach tricky words- click to review or shuffle words in each lesson online (Levels 1-2)

### Maxwell

Teach and motivate students with fun hand puppet (All Levels)




### Activity Book Answer Key

Provide answers to the student (Levels 1-2)

### Placement and Assessment Guide

Evaluate and monitor student progress (All Levels)



### Staff Development Guide and Teaching Tutor

Provide overview of critical content strands and instructor demos (All Levels)



## **NEW Features to Transform Struggling Readers**

- **Prevention** level targeting phonemic awareness, print concepts, and decoding
- **Integrated technology** to save you preparation time
- **Vocabulary and concept instruction** for English and early language learners
- **Professional development videos** modeling best instructional practices
- **Visuals** to build background and conceptual understanding