

## Connect Student Registration

We're partnering up with your instructor to help you learn and perform better this semester!

### You're set up for success with Connect!

Connect provides you with all the learning resources and tools needed to help you make the most out of your study time and succeed in this course, including assignments, progress reports, study resources, quizzes. Connect is proven to work; those students who used Connect were more successful in the course and received higher grades than those who didn't use Connect!

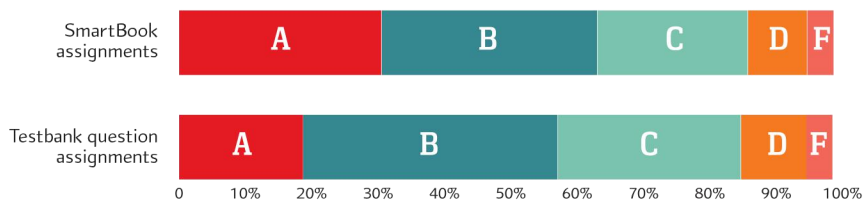
### Connect is an Efficient and Effective Learning Tool

With Connect, users get better results in less time.



#### Proven Results

#### Better Outcomes

More B students earn A's. More C students earn B's.



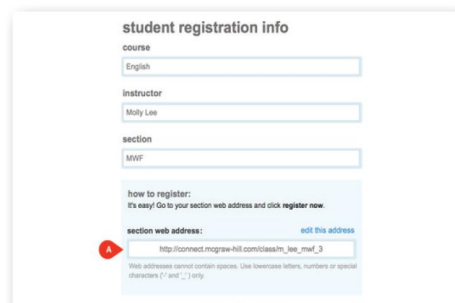
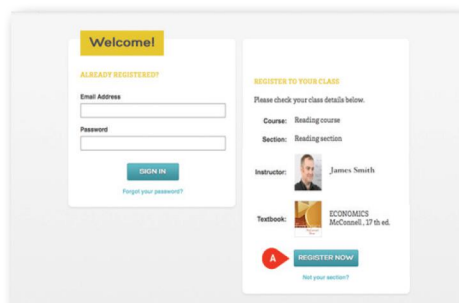
## Connect your way with these two options:

<p><b>Option 1</b></p> 	<p><b>Go all digital with Connect</b></p> <ul style="list-style-type: none"> <li>Buy Online via the unique Connect course URL provided by your instructor</li> </ul>
<p><b>Option 2</b></p> 	<p><b>Connect + Print textbook</b></p> <ul style="list-style-type: none"> <li>Buy online at <a href="http://mheducation.com.au">mheducation.com.au</a></li> <li>Buy at your campus bookstore (Redeem access via the unique Connect course URL provided by your instructor)</li> </ul>

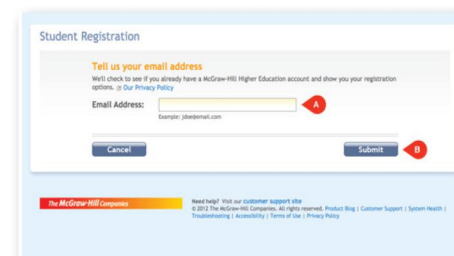
## Get Started in 4 Easy Steps!

**STEP 1:** Follow the Connect section web address provided by your instructor. Enter you email address to join the class.

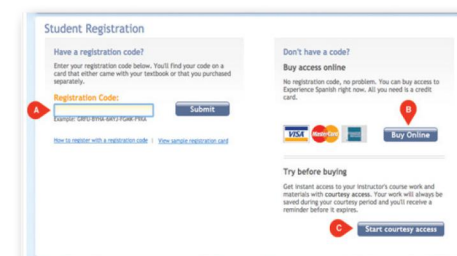
**STEP 2:** Click **Register Now**.

**STEP 3:** Enter your email address and click **SUBMIT**.



**STEP 4:** Choose an access option and click **SUBMIT**.



## We're Mobile if you need it!



Access Connect via your browser on your Mac or PC. Visit your instructor's unique section URL to get started.



Access your SmartBook and LearnSmart assignments on the go with the SmartBook app (available for both iOS and Android tablets).



## Need Technical Assistance?

Call Technical Support: +80088139190

Email & Chat: <http://mpss.mhhe.com/>

Monday – Friday, 8 AM - 8 PM (All times - AEST)

For helpful training & tutorials visit [connectstudentsuccess.com](http://connectstudentsuccess.com)

## WHAT DO I NEED TO GET STARTED WITH CONNECT?

To get started, you will either need a Student Access Code from the textbook purchased at your bookstore or through [www.mheducation.com.au](http://www.mheducation.com.au). Alternatively, you can also get it through the unique Course URL given to you by your instructor.

## HOW DO I REGISTER?

### My instructor is using Connect:

If your instructor is using Connect, you will receive a course specific web address (URL) from your instructor. The web address will enable you to register for your instructor's course using a registration code. If you do not have a registration code, you'll also have an option to purchase access online with a credit card. Please contact your instructor if you do not have the Course URL.

### I have registered previously:

If you have already registered for Connect and are re-taking a class or registering for an additional class, you will still need to obtain your instructor's course specific web address (URL) to register. You will not be required to create a new account if the Connect access from your previous registration has not yet expired, and you are using the same textbook. You will need to purchase Connect access for each course you are taking.

## WHAT IS THE COURSE URL AND WHERE DO I FIND IT?

The most important part of the registration process is often missed, which is entering the course URL. Your instructor will give you the course URL. Every student in your class will have the same course URL.

## WHAT ARE THE CONNECT SYSTEM REQUIREMENTS?

Check to see if your computer meets the requirements for Connect at <http://connect.mheducation.com/connect/troubleshoot.do>.

## WHAT CAN I DO IF I HAVE FORGOTTEN MY PASSWORD?

1. Visit (<http://connect.mheducation.com/>)
2. Enter your email address you used to register for CONNECT and click on the blue link for 'forgot my password' underneath.
3. You'll be emailed a link to reset
4. If your email address is not found in the system **or** if you are unable to reset your password for any reason, please go to <http://mpss.mhhe.com/contact.php> and click on the "Contact Us" tab for further password assistance. Our support hours and contact information can be found on the "Contact Us" tab.

## I PURCHASED REGULAR CONNECT ACCESS (WITHOUT THE EBOOK), CAN I UPGRADE TO CONNECT PLUS (WITH THE EBOOK)?

Yes, please follow the steps below to upgrade:

- After you sign into Connect, navigate to the **home** tab.
- Click the textbook image located on the right side of the page
- A pop-up message will display and provide you with the option to upgrade.
- Click the **upgrade your version of Connect** purchase link.

Follow through the purchase steps to upgrade your account to Connect Plus access (with the eBook).

## I AM HAVING TECHNICAL TROUBLE. WHERE DO I GO?

Visit: <http://mpss.mhhe.com>