

GLENCOE

MATTER & CHANGE

CHEMISTRY



Ease the Transition to Next Generation Science.

Whether your district has already adopted Next Generation Science Standards (NGSS) or is considering adopting them or any other new standards, *Chemistry: Matter and Change* ensures a seamless transition.

The increased pace of change in education in the last few years has created seismic shifts in the delivery and consumption of educational materials. Students want to connect what they learn in the classroom to what they see happening in the real world – today!

We deliver to you the most effective, innovative, and inspiring high school chemistry curriculum that meets both NGSS and local science standards. Whether you’re looking for a hybrid digital-print or a digital-first program, McGraw-Hill Education is your trusted advisor.

With *Chemistry: Matter and Change* you are equipped to:

- Meet science standards **Performance Expectations** (PEs).
- Integrate **Science and Engineering Practices** into your science classroom.
- Apply the **Disciplinary Core Ideas** (DCIs).
- Correlate your lessons to **NGSS**.

Chemistry: Matter and Change: Leveraging technology to drive personalized student success while engaging and motivating students with hands-on, project-based activities and real-world applications.

McGraw-Hill Education: Our tools, platforms, and services are focused on serving the needs of educators and learners through our purposeful technology, proven differentiated pedagogy, and unmatched professional development.

CONTENTS

Program Overview	ii	Integrated Student Resources	9
Ramp Up the Engagement	4	eSolutions Manual	10
<i>LearnSmart</i> ®	5	Apply Interactive Practice	11
Time-Saving Technology Tools	6	Effective Results	12
Plan and Prepare On-The-Go	7	eAssessment	13
Real-World Connections	8	Practical Professional Development	14

*Next Generation Science Standards is a registered trademark of Achieve. Neither Achieve nor the lead states and partners that developed the Next Generation Science Standards was involved in the production of, and does not endorse, this product.



When you combine
the **science of learning**
with the **art of teaching**,
there's no limit to what
students can achieve.





RAMP UP THE ENGAGEMENT...

To create memorable learning experiences.

To meet you wherever you are on the digital spectrum, *Chemistry: Matter and Change* interactive learning and teaching resources are easy-to-use, whether you're a technology novice, digital native, or somewhere in the middle.



ConnectED is your digital teaching platform making it easy and convenient to customize lessons, review assignments, and communicate with students.

Plan, Teach, and Assess with *ConnectED*.

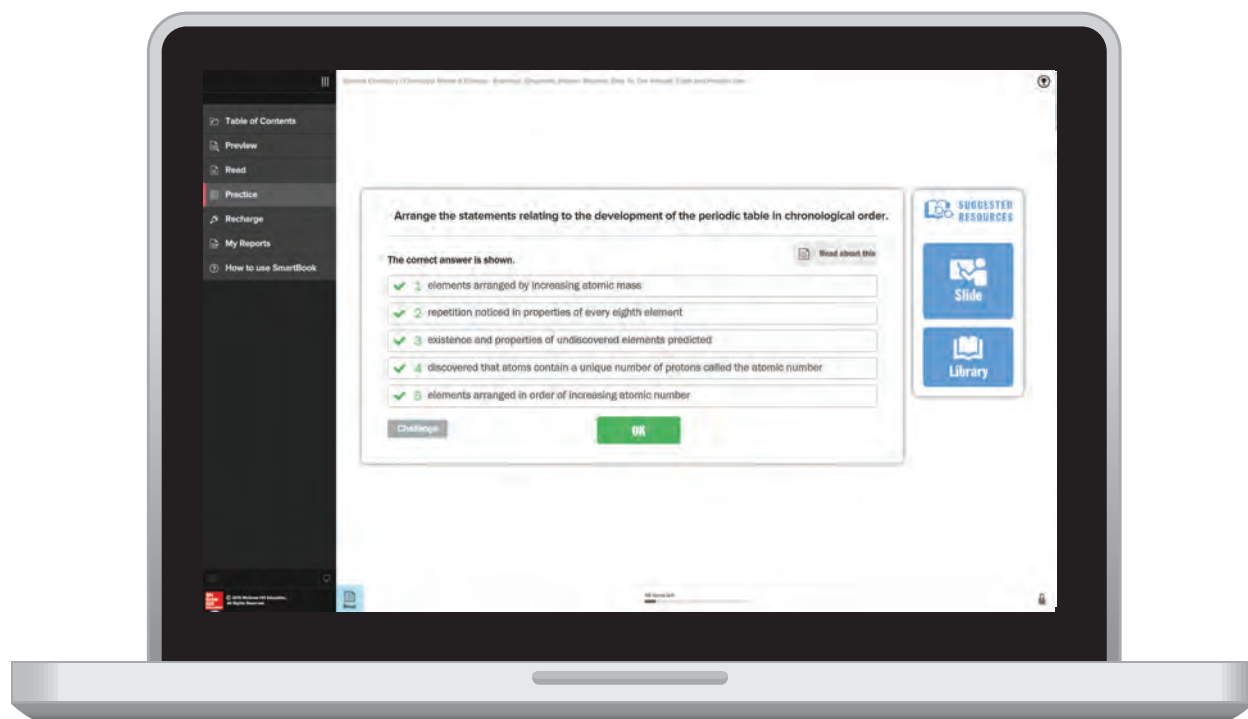
Increase Knowledge Retention with LEARNSMART®.

The *LearnSmart*® adaptive learning engine with *SmartBook*® gives every student a unique learning path and every teacher the power to reach all students in class.

SmartBook is an eBook whose text is fully integrated with *LearnSmart* technology. As a student reads, this technology determines precisely which learning objectives he/she understands and which ones he/she struggles with, highlighting the most critical content for the student to read next.

Learning Resources close knowledge gaps by immediately clarifying the concepts the student finds most challenging.

The personalized study resources your students need today to master state assessment tomorrow



Pinpoint knowledge gaps for individual students and across classes.

Empower students to personalize their learning experiences with optimal learning paths so they spend more time on what they don't know with *LearnSmart*.

- Practice of basic chemistry concepts to improve recall and application before moving on
- Additional exposure and increased practice to master new concepts
- Presentation of concepts individual students struggle to master



TIME SAVING TECHNOLOGY...

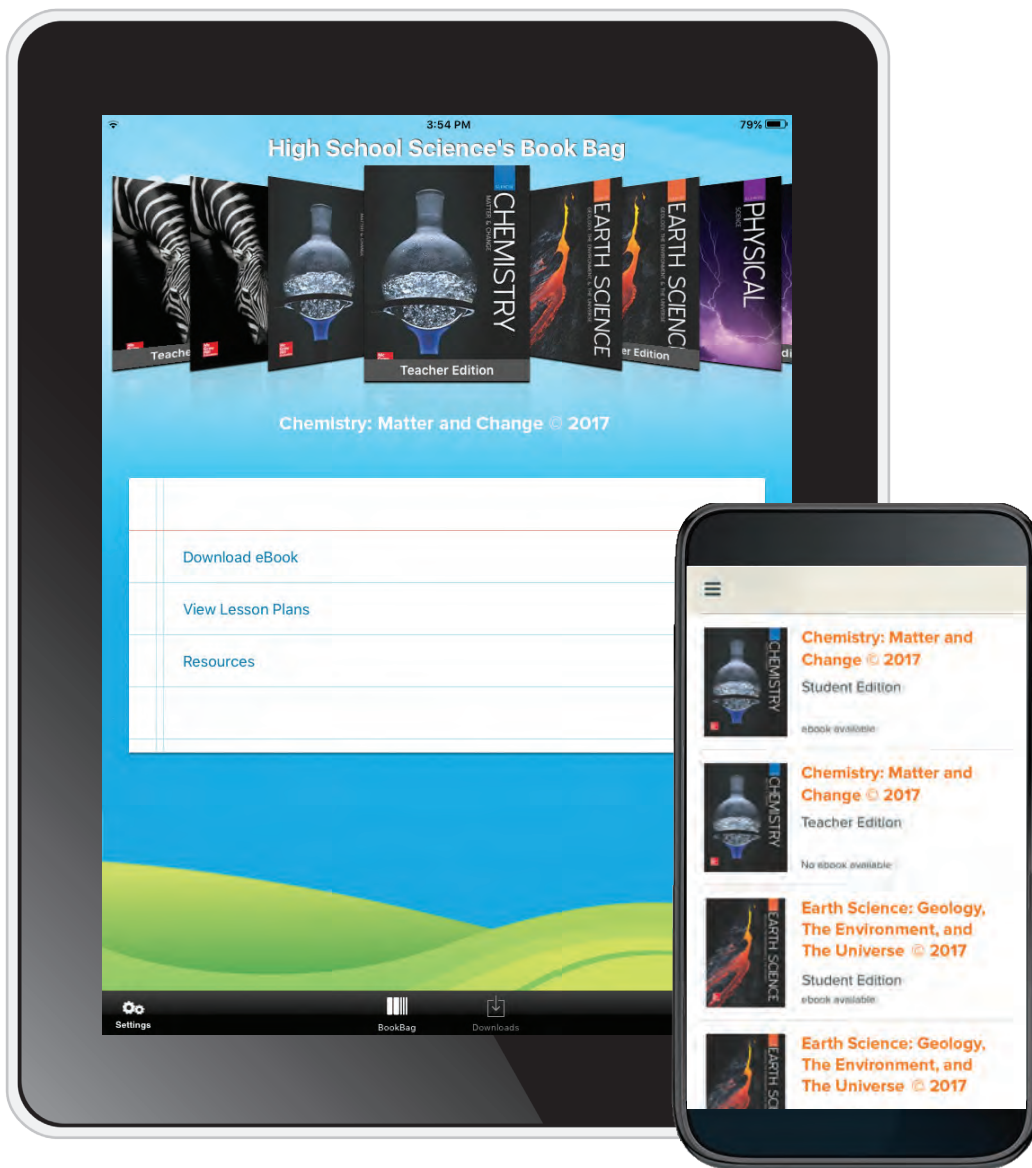
To optimize your productivity

Give your students the resources they need on the go! The *Student eBook* helps students turn chemistry in the real world into learning moments by giving students access to their program materials and resources anytime and anywhere.

Empower students to learn from chemistry as-it-happens with the *Student eBook* which learners can access anytime and anywhere using the Open eBook icon.

Plan and Prepare On-The-Go

The *ConnectED Mobile App* gives access to your Chemistry program including *student eBook*, planning tools, reference materials, and other program resources. *ConnectED Mobile* is available on select Chromebook, iOS, and Android™ devices.



Use the ConnectED Mobile App to:

- Access all the courses available to you in ConnectED.
- Download *student eBook* for use offline, whenever you need it.
- Review lesson plans from the Plan & Present tab from the *ConnectED Teacher Center* dashboard.
- Manage the content you download to the app.
- Retrieve a comprehensive list of resources from the Resource tab from the *ConnectED Teacher Center* dashboard.

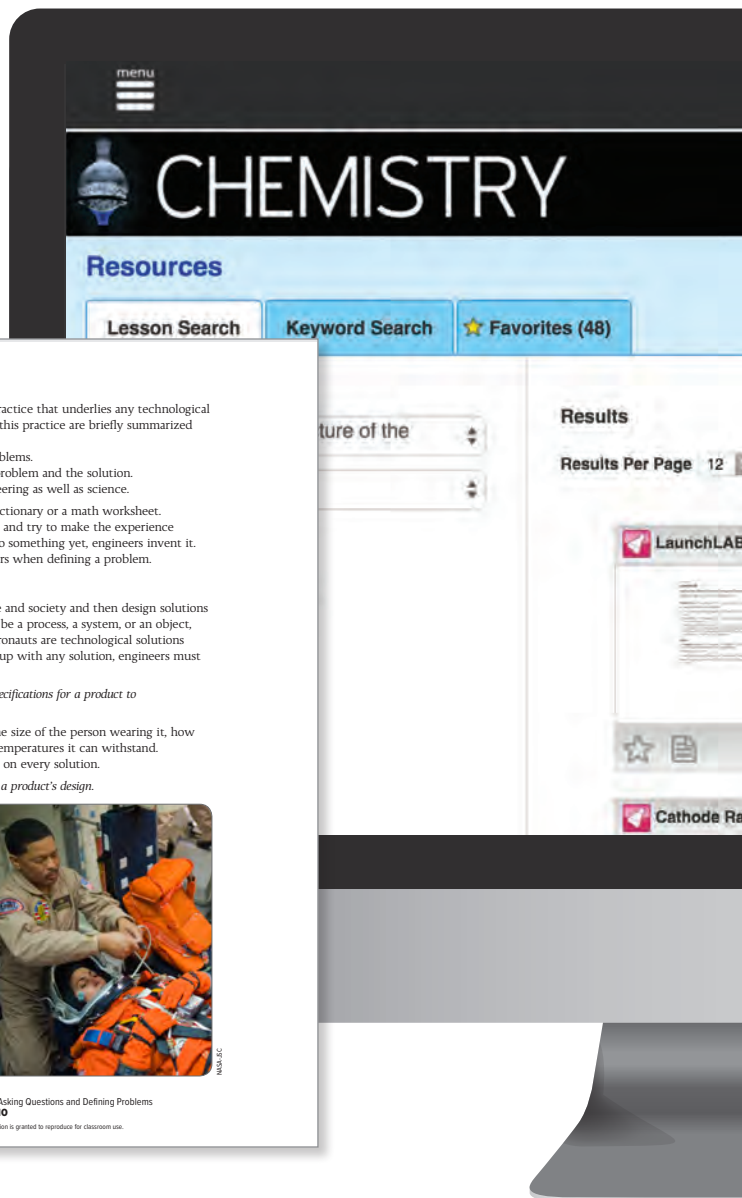
Real-World Connections

Be confident helping students achieve more! Use the *Science and Engineering Practices Handbook* to introduce the skills to students and support their scientific investigations and engineering projects.

As a reference book, the *Science and Engineering Practices Handbook* provides students with background information, definitions, examples, and Quick Practice activities to stimulate and reinforce learning.

The *Science and Engineering Practices Handbook* is an easy-to-use reference for all eight practices.

1. Asking questions (for science) and defining problems (for engineering).
2. Developing and using models.
3. Planning and carrying out investigations.
4. Analyzing and interpreting data.
5. Using mathematics and computational thinking.
6. Constructing explanations (for science) and designing solutions (for engineering).
7. Engaging in argument from evidence.
8. Obtaining, evaluating, and communicating information.



Defining Problems

Defining problems is an engineering practice that underlies any technological solution. The different components of this practice are briefly summarized below.

1. Engineers design solutions to problems.
2. Problem statements outline the problem and the solution.
3. Asking questions is part of engineering as well as science.

Defining problems doesn't involve a dictionary or a math worksheet. Engineers study how people do things and try to make the experience better. If people don't have a way to do something yet, engineers invent it. Engineers have to consider many factors when defining a problem.

Seeking a Solution

Engineers identify problems for people and society and then design solutions to those problems. The solution could be a process, a system, or an object, such as a tool. Space suits worn by astronauts are technological solutions designed by engineers. When coming up with any solution, engineers must consider many criteria.

Criteria are requirements or specifications for a product to be successful.

Criteria for a space suit may include the size of the person wearing it, how easy it is to move around in, and the temperatures it can withstand. Engineers also have certain constraints on every solution.

Constraints are limitations on a product's design.

For example, some materials may not be durable enough or may be too expensive to use. Major constraints include time, energy, space, and the availability of tools and materials. Other important constraints are the number of people working on the project, how much money is available for the project, and what information about the project exists.



Space suits have many criteria for safety and functionality.

Find the Practices Handbook in your teacher resources.

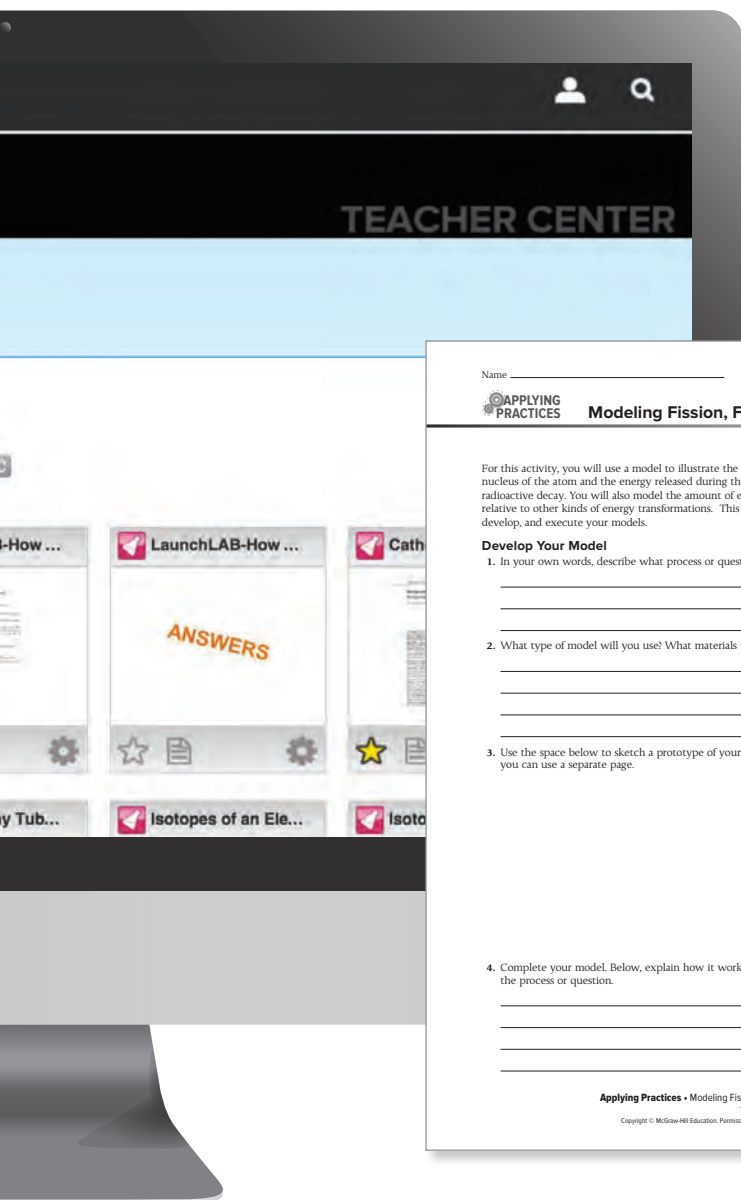
Integrated Student Resources

Written to meet each Next Generation Science Standard (NGSS) performance expectation, **Applying Practices Worksheets** and **Project-Based Learning Activities** (PBLs) challenge your students to solve real problems in the real world. These sheets are editable, downloadable, accessible online, and designed to meet specific performance expectations.

Student resources, learning activities, and worksheets are embedded for point-of-use access. Students can use these dynamic resources immediately to practice new concepts.

Students practice chemistry in action with these learning tools.

- **Applying Practices** and **Project-Based Learning Activities** that integrate traditional science content with science and engineering practices
- Design-your-own labs
- Guided laboratory investigations
- Modeling activities
- Research and communicate projects



Find Applying Practice Worksheets in your teacher resources and teacher blades. Also accessible at point-of-use in student resources.

All Answers, Always Up To Date

Use the *eSolutions Manual* to design a dynamic learning environment and effectively personalize content to meet each student's specific learning needs.

Replace your traditional solutions manual with this digital *eSolutions Manual* to effectively create customized homework assignments and assign ready-made practice activities.

The *eSolutions Manual* can help you use class time more effectively. Use the “view online” feature in class and project questions and solutions on a screen or interactive whiteboard to make class time more interactive and productive.

Display questions one at a time and reveal steps to help students work through problem sets individually or collaboratively.

The image displays two screenshots of the *eSolutions Manual* interface. The top screenshot shows the main navigation menu with a list of chapters from 1 to 23, including topics like 'Introduction to Chemistry', 'The Periodic Table and Periodic Law', and 'Stoichiometry'. The right side of this screenshot shows a 'No Image Available' placeholder and options to 'Include' answers and solutions, and a 'Select' dropdown. The bottom screenshot shows 'Exercise 17' from 'Section 3 Periodic Trends: Practice Problems'. It asks the user to identify helium, krypton, and radon based on their atomic radii, represented by three spheres labeled A, B, and C. A solution is provided: 'B. The atomic radius increases when going down a group so helium is the smallest and radon is the biggest.'

Access your *eSolutions Manual* anytime and anywhere using ConnectED or ConnectED Mobile.

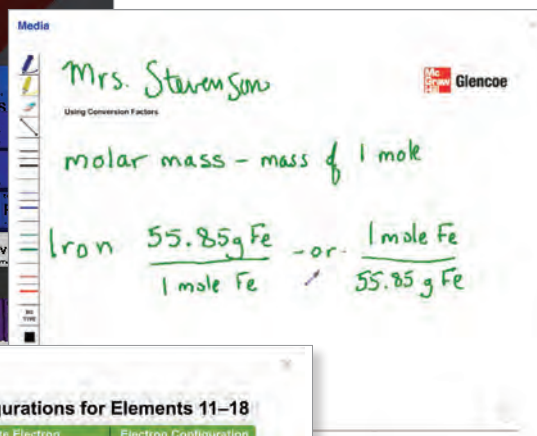

The *eSolutions Manual* features:

- All questions from the Student Edition.
- The flexibility to show answers, solutions, both, or neither.
- The ability to make customized worksheets from questions in the Student Edition, using evens, odds, or all problems.



Cyber Science 3D[®]

Personal
Tutor



Expanded features such as Personal Tutor, Cyber Science 3D[®], and Concepts-in-Motion go beyond the limitations of the printed page.

Table 5.5 Electron Configurations for Elements 11–18

Element	Atomic Number	Complete Electron Configuration	Electron Configuration Using Noble Gas
Sodium	11	1s ² 2s ² 2p ⁶ 3s ¹	
Magnesium	12	1s ² 2s ² 2p ⁶ 3s ²	
Aluminum	13	1s ² 2s ² 2p ⁶ 3s ² 3p ¹	
Silicon	14	1s ² 2s ² 2p ⁶ 3s ² 3p ²	
Phosphorus	15	1s ² 2s ² 2p ⁶ 3s ² 3p ³	
Sulfur	16	1s ² 2s ² 2p ⁶ 3s ² 3p ⁴	
Chlorine	17	1s ² 2s ² 2p ⁶ 3s ² 3p ⁵	
Argon	18	1s ² 2s ² 2p ⁶ 3s ² 3p ⁶	

[Ne]3s²3p⁵ [Ne]3s² [Ne]3s²3p¹ [Ne]3s²3p⁶ or [Ar]

[Ne]3s²3p¹ [Ne]3s²3p² [Ne]3s¹ [Ne]3s²3p⁴

Drag each configuration to its corresponding element.

Reset Submit Show me

Drag and
Drop Tables

Apply Interactive Practice.

Students have their own digital learning platform called the *ConnectED Student Center*, complete with student worksheets and digital resources. Assignments you create appear in their to-do lists. Students can message you directly and submit their work.

Use expanded Student Center features such as **Personal Tutor**, **Concepts-in-Motion**, and **Cyber Science 3D[®]** videos to go beyond the limitations of the printed page and bring science into your student's lives like never before.



EFFECTIVE RESULTS...

To support student success

Easy-to-use *eAssessment* with reporting tools equip you with the data you need to make informed instructional decisions and keep students engaged.

- ***eAssessment*** supports diverse types of evaluations and includes online scoring and report generation for digital and/or print distribution.
- **Professional Development** resources including pertinent information on new science standards and implementation best practices are available to you at point-of-use.

Turn Students into Star Performers with **eAssessment**.

Turn your classroom into a chemistry success center with **eAssessment** suite – a robust resource – giving you powerful tools to assess student progress and make data-driven instructional decisions.

The **eAssessment** reporting feature means you'll always have access to valuable data on individual students and whole classes to help you differentiate and support student mastery of concepts appropriately.

Other features of **eAssessment** to help increase your efficiency include:

- Question Bank with questions organized by strand, subject, and lesson.
- Report generation on proficiency and accuracy.
- Create and customize premade diagnostic and summative evaluations.

Identify students with knowledge gaps to make data-driven instructional decisions with **eAssessment**.

The screenshot displays the McGraw-Hill eAssessment interface. On the left, there is a navigation pane with 'Question Sets' and 'Tests' sections. The main area shows 'Chapter 1 Set (Student Edition) (English)' with a list of questions. An 'Assignment Results' pop-up window is overlaid on the right, showing student performance data.

Assignment Results
Date: June 11, 2014
Assignment: Practice Homework
Student: Sample Student
Class: 2nd Period
School: SAMPLE SCHOOL
Term:
Score: 13 / 87

Question #	Question Type	Points	Response
X 1	True / False	0 / 1	T
X 2	True / False	0 / 1	F
3	True / False	1 / 1	T
4	True / False	1 / 1	T
X 5	True / False	0 / 1	T
6	True / False	1 / 1	F
7	True / False	1 / 1	T
8	True / False	1 / 1	F
9	True / False	1 / 1	F
X 10	True / False	0 / 1	F
11	True / False	1 / 1	T
12	True / False	1 / 1	F
X 13	True / False	0 / 1	T
14	True / False	1 / 1	T

eAssessment suite collects valuable data for every student and the class.

Practical Professional Development

The right tools make all the difference in getting your work done efficiently. Seamlessly embedded digital resources and the convenient print materials of *Chemistry: Matter and Change* gives you everything you need to make science relevant, rigorous, and possible for every student. Designed on the principles of effective professional development (PD), *Chemistry: Matter and Change* PD includes self-paced courses, Foldables® and NGSS videos, and on-demand webinars.

Get Started

Online, self-paced Quick-Start course designed to get teachers and administrators up and running fast.

Learn More

Online Implementation course designed to help teachers connect professional learning to the classroom.

Watch It

Videos from Dinah Zike and on-demand webinars and videos support great instruction in the classroom.



Where and When You Need It

In just a few clicks, you can quickly access relevant, timely, and ongoing **Professional Development** videos and webinars available to you, on-demand.

Directly embedded in *Chemistry: Matter and Change* is your interactive professional learning program. Learn how other science educators have successfully implemented the program and increase your awareness of new science standards.

Relevant Resources for science educators

Rich, web-based resources include modeled classroom instruction videos, implementation support, technology resource optimization, and professional learning community support.

Use the ConnectED Professional Development tab to access on-demand webinars and these free video libraries:

- Dinah Zike/Foldable Videos
- Science and Engineering Practices Videos
- Pedagogical/Instructional Support Videos
- On-Demand Webinars

Customized, comprehensive, and expertly-crafted solutions translate into meaningful program success.


The screenshot displays the McGraw Hill Education ConnectED Professional Development interface for Chemistry Teacher Center. The interface features a sidebar with navigation options such as ConnectED, Class Management, Resources, Assignment Tracker, Calendar, My Files, Home, Plan and Present, Assessment, Standards, Professional Development, Glossary, Notebook, My Messages, and My Discussions. The main content area is titled 'CHEMISTRY TEACHER CENTER' and 'Professional Development'. It lists various resources under 'Implementation Support', including 'Dinah Zike/Foldable Videos', 'Science and Engineering Practices Videos', 'Digital Instruction Videos', 'On-Demand Webinars', and 'Blueprints for Success'. A grid of video thumbnails is shown, with titles like 'VKV Flashcards...', 'Foldables and VK...', 'Using Foldables...', 'Independent Fold...', 'Creating Indepen...', and 'Choosing Foldables'. A 'Media' window is open, showing a video of a woman holding a white card.



GLENCOE

CHEMISTRY

MATTER & CHANGE



To learn more about the McGraw-Hill Education *High School Science* program, visit mheducation.asia/high-school-science or contact your Sales Representative.

**Mc
Graw
Hill**